

JUNE—AUGUST 2008


FOR GRADES 3 to 5

Play Away From Traffic

- You know plenty of safety rules and procedures.
- You also know plenty of safety terms.
- Find each safety term in the puzzle



safety patrol
right
headlights
buckle
alert
seatbelt
corners
reflectors
curb
urge
look
helmet
hazard
impulsive
attitude
bicycle
maintenance
risk
avoid
cooperate
pedestrian
vehicle
crosswalk
sidewalk
variable
intersection
sign
signal
responsibility
traffic
listen



Copyright 1995, American Automobile Association. This activity page may be reproduced for student classroom or home use. Commercial use or resale is prohibited.



Complete the activity on this page and mail it in by August 31, 2008 to be entered into a drawing to win great prizes and gift cards! Enter your information on the reverse, fold, affix stamp, and mail in. It's that simple!

BIKE SAFETY TIPS



Wear your helmet, it's the law (and could save your life)!



Ride in the same direction as other traffic, as close to the right edge of the roadway.



Don't forget to look all ways before crossing the street!

Fold up along this line ↗



Be aware of cars backing out of driveways.




Avoid bicycling after dark.




Remember to WALK your bike across the crosswalk.

↔ Fold down along this line, complete child's information, affix postage and drop in the mail to be entered in our drawing!

Street Smarts 
 c/o: City of San Ramon, Transportation Division
 3180 Crow Canyon Pl., Ste. 140
 San Ramon, CA 94583-1339

Name: _____ Grade: _____
 School of Attendance: _____
 Parent's Signature: _____
 Phone: _____ E-mail: _____
 Home Address: _____
 City: _____, CA ZIP Code: _____



AFFIX
 42¢
 STAMP
 HERE